




Video Tutorials
Available in App!



Musical Minds Online

by Kristin Yost

Series 1 Solos




Dear Pianist,

Thank you for purchasing music from *Musical Minds Online*! I created *Musical Minds Online* in 2018 with the intention of making music come to life for as many people as possible, using video-on-demand (VOD) instruction.

I have been teaching for almost 20 years and created all of the music with my own students in mind, using a lyrical pop style to keep the sound fresh and current. In some of the pieces we use finger crosses and stretches, but overall I keep the majority of the melodic writing (RH) in 5-finger patterns to:

- Reinforce patterns
- Build finger strength and instinct
- Practice note names, directional/intervallic reading
- Encourage the learner to become really steady with rhythm




Pop music isn't always written out in the bass clef, and sometimes it is but doesn't sound good so we use this as an opportunity to teach how to read chord symbols/pop symbols with the LH. We do this through the use of lead sheets. In our method, we teach the bass clef in Lesson 9 of Series 1. Accessibility in making the learner sound great right away is far better with lead sheets and yields fantastic results in new learners.

You will also find I have included a few teacher/student duets with this collection. They have been incredibly successful with my students, from the older beginners (teenagers and adults) through the elementary levels.

Songs in this *Series 1* collection include core pedagogical principles which are delivered in a new way, with the intention of inspiring musical playing. In this collection, the pieces are graded according to concepts introduced and taught in the *Musical Minds Online* video series available at MusicalMindsOnline.org and in all the app stores.

How to use this book: the *Musical Minds Online* method stands alone in conjunction with the video series, where the book of songs should be used as a guide for the student. In private lessons, use this book as a supplement or a song-based learning method.

Musically,





CONTENTS



SOLOS

Ode to Joy	p. 4
Blue Skies	p. 5
Deep Blue	p. 6
Sunrise	p. 7
Sunset	p. 8
North Star	p. 9
Reflections	p. 10
Imaginary	p. 11
Novi	p. 12
Sunny Side Up	p. 13
Memories in Paris	p. 14
Awakening	p. 15
Stargazer	p. 16
Rainy Days	p. 17

TEACHER/STUDENT DUETS

Ode to Joy	p. 18-19
Deep Blue	p. 20-21
North Star	p. 22-23
Reflections	p. 24-26

Ode to Joy

Ludwig van Beethoven
arr. by Kristin Yost

Relaxed

Musical notation for measures 1-4. Chords: G (3 1), D, G (8va), D. Includes a treble clef and a staff with notes and rests.

Musical notation for measures 5-8. Chords: G (3), D, G, G, D. Includes a treble clef and a staff with notes and rests.

Musical notation for measures 9-12. Chords: G, D, G, D, G. Includes a treble clef and a staff with notes and rests.

Musical notation for measures 13-16. Chords: D, G, D, G, D, G, A, D. Includes a treble clef and a staff with notes and rests.

Musical notation for measures 17-20. Chords: G, D, G, D. Includes a treble clef and a staff with notes and rests.

Musical notation for measures 21-24. Chords: G, 8va. Includes a treble clef and a staff with notes and rests. Instruction: *Hold this note in the LH til the end*.

Blue Skies

Music by Kristin Yost

Easy Piano

Relaxed & Flowing

Optional - play RH one octave higher

Musical staff 1: Treble clef, C major key signature, 4/4 time. Chords: C, F, Am, G. Notes: C4 (finger 3), E4, G4 (finger 1), A4, B4 (finger 5), C5 (finger 2).

Musical staff 2: Treble clef, C major key signature, 4/4 time. Chords: C, F, Am, G. Notes: C4 (finger 1), E4, G4 (finger 2), A4, B4 (finger 3), C5 (finger 4), D5 (finger 3), E5, G5 (finger 2).

Musical staff 3: Treble clef, C major key signature, 4/4 time. Chords: C, F, Am, G. Notes: C4 (finger 3), E4, G4, A4, B4, C5, D5, E5, G5, F5, E5, D5, C5.

Musical staff 4: Treble clef, C major key signature, 4/4 time. Chords: C, F, Am, G. Notes: C4, E4, G4, A4, B4, C5, D5, E5, G5, F5, E5, D5, C5 (finger 2).

Musical staff 5: Treble clef, C major key signature, 4/4 time. Chords: C, F, Am, G, C. Notes: C4, E4, G4, A4, B4, C5, D5, E5, G5, F5, E5, D5, C5 (finger 3).

Deep Blue

Music by Kristin Yost

RH F Pattern
LH F Pattern

With Confidence

Am 3 F 1 C 5 G 2

Musical staff with notes and fingerings for measures 1-4. Measure 1: Am chord, note G4 with finger 3. Measure 2: F chord, note F4 with finger 1. Measure 3: C chord, note G4 with finger 5. Measure 4: G chord, note G4 with finger 2.

5 Am 3 F C G

Musical staff with notes and fingerings for measures 5-8. Measure 5: Am chord, note G4 with finger 3. Measure 6: F chord, note F4. Measure 7: C chord, note G4. Measure 8: G chord, note G4.

Play This Line Twice

9 Am 3 F 5 C 5 G 4

Musical staff with notes and fingerings for measures 9-12. Measure 9: Am chord, note G4 with finger 3. Measure 10: F chord, note F4. Measure 11: C chord, note G4 with finger 5. Measure 12: G chord, note G4 with finger 4.

8va

13 Am 3 F C G Am

Musical staff with notes and fingerings for measures 13-16. Measure 13: Am chord, note G4 with finger 3. Measure 14: F chord, note F4. Measure 15: C chord, note G4. Measure 16: G chord, note G4. Measure 17: Am chord, note G4 with finger 3. Measure 18: Am chord, note G4 with finger 3.

Slow Down

Sunrise

Easy Piano

RH C 5-Finger Pattern
LH F 5-Finger Pattern

Music by Kristin Yost

Optional 8va for entire piece

C F Am G

mf

5 C F Am G

mf

9 C F Am G

f

13 C F Am G

mf *mp* *p*

Sunset

RH G 5-Finger Pattern
LH C 5-Finger Pattern

Easy Piano

Music by Kristin Yost

Musical notation for measures 1-4. Chords: C, G, Em, D. Dynamics: *mp*. Includes fingerings: 4, 1.

Musical notation for measures 5-8. Chords: C, G, Em, D. Dynamics: *mf*.

Musical notation for measures 9-12. Chords: C, G, Em, D. Dynamics: *f*.

Musical notation for measures 13-16. Chords: C, G, Em, D. Dynamics: *mp* to *p*. Includes a hairpin and a fermata over the final D chord.

*Optional Repeat of last line,
8va and slower*

Reflections

Music by Kristin Yost

RH G Pattern

LH C Pattern

Not Too Fast

C G Em D

3 5

5 C G Em D

4 3 1

9 C G Em D

4 1 3 1 1

13 C G Em D

4 1 5

17 C G Em D

4 1 3 1 1

21 C G Em D

3 1

RH - G 5-Finger Pattern
LH - C 5-Finger Pattern

Imaginary

Music by Kristin Yost

Easy Piano

Upbeat & Bright

Optional: RH 8vb lower throughout

Em C G D

mp

5 Em C G D

mf

9 Em C G D

f

13 Em C G D

mp

17 Em C G D Em

8va

mp

Novi

Music by Kristin Yost

Medium Pop Feel

Musical notation for measures 1-5. Measure 1: Treble clef, C4 quarter note, C4 quarter note, G4 quarter note. Measure 2: G4 quarter note, F4 quarter note, G4 quarter note. Measure 3: F4 quarter note, E4 quarter note, D4 quarter note. Measure 4: D4 quarter note, C4 quarter note, B3 quarter note. Measure 5: B3 quarter note, A3 quarter note, G4 quarter note. Chord symbols: G above measure 1, F above measure 2, C above measure 3, C above measure 4. Fingerings: 1 under G4 in measure 1, 2 under F4 in measure 2.

Musical notation for measures 6-9. Measure 6: G4 quarter note, F4 quarter note, G4 quarter note. Measure 7: F4 quarter note, E4 quarter note, D4 quarter note. Measure 8: D4 quarter note, C4 quarter note, B3 quarter note. Measure 9: B3 quarter note, A3 quarter note, G4 quarter note. Chord symbols: G above measure 6, F above measure 7, C above measure 8, C above measure 9. Fingerings: 1, 2, 3, 1, 2 under notes in measure 9.

Musical notation for measures 10-13. Measure 10: G4 quarter note, F4 quarter note, G4 quarter note. Measure 11: F4 quarter note, E4 quarter note, D4 quarter note. Measure 12: D4 quarter note, C4 quarter note, B3 quarter note. Measure 13: B3 quarter note, A3 quarter note, G4 quarter note. Chord symbols: G above measure 10, F above measure 11, C above measure 12, C above measure 13. Fingerings: 2 under G4 in measure 10, 5 under F4 in measure 11.

Musical notation for measures 14-17. Measure 14: G4 quarter note, F4 quarter note, G4 quarter note. Measure 15: F4 quarter note, E4 quarter note, D4 quarter note. Measure 16: D4 quarter note, C4 quarter note, B3 quarter note. Measure 17: B3 quarter note, A3 quarter note, G4 quarter note. Chord symbols: G above measure 14, F above measure 15, C above measure 16, C above measure 17. Fingerings: 3, 1 under notes in measure 17.

Musical notation for measures 18-20. Measure 18: G4 quarter note, F4 quarter note, G4 quarter note. Measure 19: F4 quarter note, E4 quarter note, D4 quarter note. Measure 20: D4 quarter note, C4 quarter note, B3 quarter note. Chord symbols: G above measure 18, F above measure 19, C above measure 20, C above measure 20. Fingerings: 3, 1 under notes in measure 18. Instruction: Lift and Move Up to C & E.

Sunny Side Up

Easy Piano

RH - G & D 5-Finger Patterns
LH - C 5-Finger Pattern

Music by Kristin Yost

Inspiring Feel

Musical staff 1: Treble clef, C major key signature, 4/4 time. Chords: G, Em, CMaj7, D. Dynamics: *mf*. Fingerings: 3, 1.

Musical staff 2: Treble clef, C major key signature, 4/4 time. Chords: G, Em, CMaj7, D. Dynamics: *mf*. Annotation: Switch to RH DMaj.

Musical staff 3: Treble clef, C major key signature, 4/4 time. Chords: G, Em, CMaj7, D. Dynamics: *f*. Annotation: Back to RH GMaj.

Musical staff 4: Treble clef, C major key signature, 4/4 time. Chords: G, Em, CMaj7, D. Dynamics: *mf*. Fingerings: 3, 1.

Musical staff 5: Treble clef, C major key signature, 4/4 time. Chords: G, Em, CMaj7, D. Dynamics: *mp*, *p*. Fingerings: 3, 1.

Memories in Paris

Easy Piano

RH C 5-Finger Pattern/stretch
LH F 5-Finger Pattern

Music by Kristin Yost

C G/B Am F

3 1 2 1 4 1

5 C G/B Am F

2 1 5 3

9 C G/B Am F

4 1 4 1

13 C G/B Am F

4 5 2 1 5 5 4 1
Slow Down

Awakening

Music by Kristin Yost

Upbeat & Bright

The musical score consists of five staves of music in G minor, 4/4 time. The first staff begins with a *mf* dynamic and includes chords Gm, Eb, Bb, and F. The second staff starts at measure 5 and includes the instruction "Reach thumb down to A". The third staff starts at measure 9 and includes the instruction "Reach!". The fourth staff starts at measure 13 and includes the instruction "Reach thumb down to A". The fifth staff starts at measure 17, includes the instruction "Both Hands 8va" with a brace, and ends with a *p* dynamic and the instruction "Slow down to end".

RH - Bb 5-Finger Pattern
LH - Eb 5-Finger Pattern

Stargazer

Music by Kristin Yost

Easy Piano

Uplifting Pop Feel

Musical notation for measures 1-4. Chords: B^b, E^b, G^m, F. Fingerings: 3 1, 4 1, 5, 2.

Musical notation for measures 5-8. Chords: B^b, E^b, G^m, F. Fingerings: 3 1, 2, 3 1 3 5.

Musical notation for measures 9-12. Chords: B^b, E^b, G^m, F. Fingerings: 4 1, 3 1.

Musical notation for measures 13-16. Chords: B^b, E^b, G^m, F.

Shift to Bb
5 Finger Position

Musical notation for measures 17-20. Chords: B^b, E^b, G^m, F. Fingerings: 3 1, 4 1. Includes "Slow Down" instruction.

Rainy Days

Music by Kristin Yost

Easy Piano

Relaxed & Flowing

C D G/B C

mp
*with pedal throughout

5 C D G/B C

5 4 1

9 C G/B D G

5 1 3 4 2 3 4 2

13 C G D

3 4 1
Rit. -----

8va through end

17 C D G/B C

3 1

8va

16va

21 C D G/B C

Rit. to end -----

Ode to Joy

Ludwig van Beethoven
arr. by Kristin Yost

Relaxed

8va _____

Solo

Accompaniment

5

Solo

Accomp.

9

Solo

Accomp.

13

Solo

Accomp.

15

Solo

Accomp.

rit.

17

Solo

Accomp.

a tempo

21

Solo

Accomp.

rit.

8va

8vb

Deep Blue

Music by Kristin Yost

RH F Pattern

LH F Pattern

With Confidence

Solo

Am 3 F 1 C 5 G 2

Accompaniment

Solo

5 Am 3 F C G

Accomp.

Play This Line Twice

Solo

9 Am 3 F 5 C 5 G 4

Accomp.

8va

13 Am F C G Am

Solo

Am F C G *Slow Down* Am

Accomp.

5 4 3 1

2

2

rit.

8vb

RH C Pattern
LH F Pattern
Inspiring Pop Feel

North Star

Music by Kristin Yost

* When playing the duet at the same piano, the solo part plays 2 octaves higher throughout, and omits the 8va at the beginning

8va

Solo

mf

Accompaniment

mf

5

Solo

Accomp.

9

C F Am G

Solo *f*

Accomp. *f*

13

C F Am G

Solo *mf*

Accomp. *mf*

let ring

rit.

Reflections

Music by Kristin Yost

RH G Pattern

LH C Pattern

Not Too Fast

When playing the duet at the same piano,
the solo part plays 1 octave higher throughout

The first system of the musical score consists of two staves: Solo and Accompaniment. The Solo staff is in treble clef and contains four measures of music. Above the first measure is a '3' indicating a triplet. Above the second measure is a 'G' chord symbol. Above the third measure is an 'Em' chord symbol. Above the fourth measure is a 'D' chord symbol. A '5' is written above the final note of the fourth measure. The Accompaniment staff is in bass clef and contains four measures of music. Above the first measure is a 'C' chord symbol. Above the second measure is a 'G' chord symbol. Above the third measure is an 'Em' chord symbol. Above the fourth measure is a 'D' chord symbol. The first measure of the accompaniment starts with a piano (*p*) dynamic and a hairpin crescendo. The bass line in the accompaniment features a rhythmic pattern of quarter notes and eighth notes.

The second system of the musical score consists of two staves: Solo and Accompaniment. The Solo staff is in treble clef and contains four measures of music. Above the first measure is a 'C' chord symbol and a '4' below it. A box containing the number '5' is placed to the left of the first measure. Above the second measure is a 'G' chord symbol and a '3' above it with a '1' below it. Above the third measure is an 'Em' chord symbol. Above the fourth measure is a 'D' chord symbol. The Accompaniment staff is in bass clef and contains four measures of music. Above the first measure is a 'C' chord symbol. Above the second measure is a 'G' chord symbol. Above the third measure is an 'Em' chord symbol. Above the fourth measure is a 'D' chord symbol. The bass line in the accompaniment features a rhythmic pattern of quarter notes and eighth notes.

9

C 4 1 G 3 1 Em D 1

Solo

Accomp.

8vb

13

C 4 1 G Em D 5

Solo

Accomp.

p

8vb

17

C 4 1 G 3 1 Em D 1

Solo

Accomp.

8vb

21

C G Em D

Solo

Accomp.

8vb



Video Tutorials
Available in App!



Musical Minds Online

Series 1 Solos